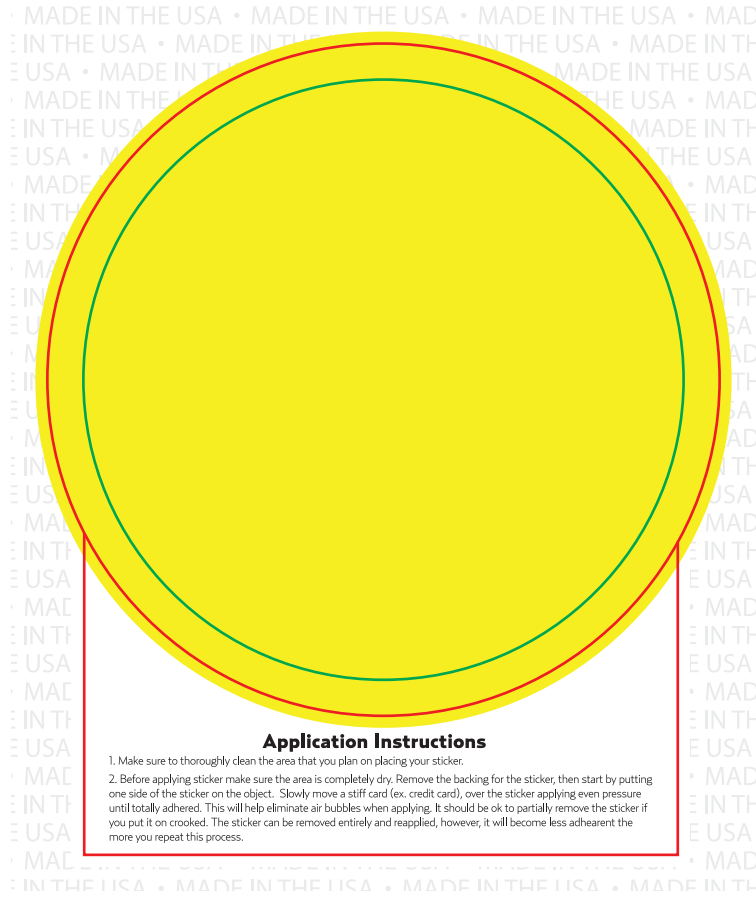


Art Approval Form

Client: XXXX
Invoice #: XXX

Imprint Size: 3.125" W x 3.125" H



-  Safe Area
-  Artwork Bleed
-  Cut Line
-  Fold/Crease Line

Application Instructions

1. Make sure to thoroughly clean the area that you plan on placing your sticker.
2. Before applying sticker make sure the area is completely dry. Remove the backing for the sticker, then start by putting one side of the sticker on the object. Slowly move a stiff card (ex. credit card) over the sticker applying even pressure until totally adhered. This will help eliminate air bubbles when applying. It should be ok to partially remove the sticker if you put it on crooked. The sticker can be removed entirely and reapplied, however, it will become less adherent the more you repeat this process.

ITEM COLOR

XXXX

IMPRINT COLOR

XXXX

ITEM

AA-Z0PJRLY-YUKAC







DESCRIPTION

Round-Shaped Sticker

IMPRINT TYPE

Four color process

Art Guidelines

- Positive Imprint – 6 pt Minimum.....  Sample
- Negative Imprint – 8 pt Minimum.....  Sample
- Serif & Italic Types – 10 pt Minimum.....  Sample *Sample*
- Line Weight, Positive Lines – .5 pt Minimum 
- Line Weight, Negative Lines – .75 pt Minimum 
- Registered or Trademark Symbols – 8 pt Width Minimum  ®
™

Ornate and display type faces will be printed on a case-by-case basis.

Registration marks and trademarks will be enlarged to ensure minimal size when printed.

Color & Size Variance

All PMS colors are printed in RGB and only near tonal value can be achieved

- This PDF file is being viewed on an RGB monitor therefore there will be a variance between the color on your screen and the color of the actual finished product.
- All PMS Colors are printed CMYK and are matched as close as possible.
- This proof should be used to inspect the layout, spelling, grammar, color selection and color appearance of your order
- Colors printed on different mediums (ie: caps/leash and label) will not be an exact match.
- This proof is not an exact match of the finished product color or quality of the printed piece.

By agreeing to this proof you agree to the terms and conditions stated on www.pmgoa.com

PROOF BY

XXX